


# RanchiMall contributions towards pure web and walletless blockchain access

---

Technology



RanchiMall recognized early that in order for blockchain technology to be accessible for mass users, it has to be accessible **purely on a web browser.**

And blockchain should also be accessible **without needing Crypto wallets.**

So RanchiMall started working on these two goals for FLO blockchain in 2018.

---



What's a **Crypto Wallet** ?

It is packaging of **multiple Cryptographic private keys in one software.**

If we could treat every private key individually, then with developments in JavaScript and HTML5, it should be possible to do all cryptographic operations using just a webpage



A **very unique property** of all Bitcoin based blockchain architectures is that the Blockchain Address and blockchain public key can be derived using just the private key.

FLO blockchain is based on Bitcoin architecture.

That made the **user dependent on only one piece of data: FLO Private key.**

---



So if web wallet could be created, such that data could inserted into blockchain using the private key, then the private key will also provide ability to digitally sign any data.


This would give us ability to create **web based distributed applications** as well using the FLO private key.




FLO Blockchain has an additional field called **Flodata**.

We had to decode the logic of inserting FLOdata into blockchain from the original C++ based full wallet.

---




RanchiMall solved all these technical challenges, and created a web based wallet by early 2019.



The web wallet provides the following features:

1. You can **monitor blockchain data** related to any FLO address
  2. You can **transfer your FLO tokens** to any other FLO address if you enter your private key.
- 







3. **Change address** comes back automatically to the sender.

4. You can also **generate FLO private keys and FLO Addresses as many times you like.**

You need to store your private key somewhere else safely.



---





The screenshot shows the FLO web wallet interface. At the top left is a hamburger menu icon. Next to it is the RanchiMall logo and name. On the top right, there is a red wallet icon and the text "FLO web wallet". Below the header, there are two buttons: a red "Generate new address" button and a white "Recover FLO address" button. On the left side, there is a vertical sidebar with four icons: a red wallet icon, a grey arrow icon, a grey message icon, and a grey target icon.



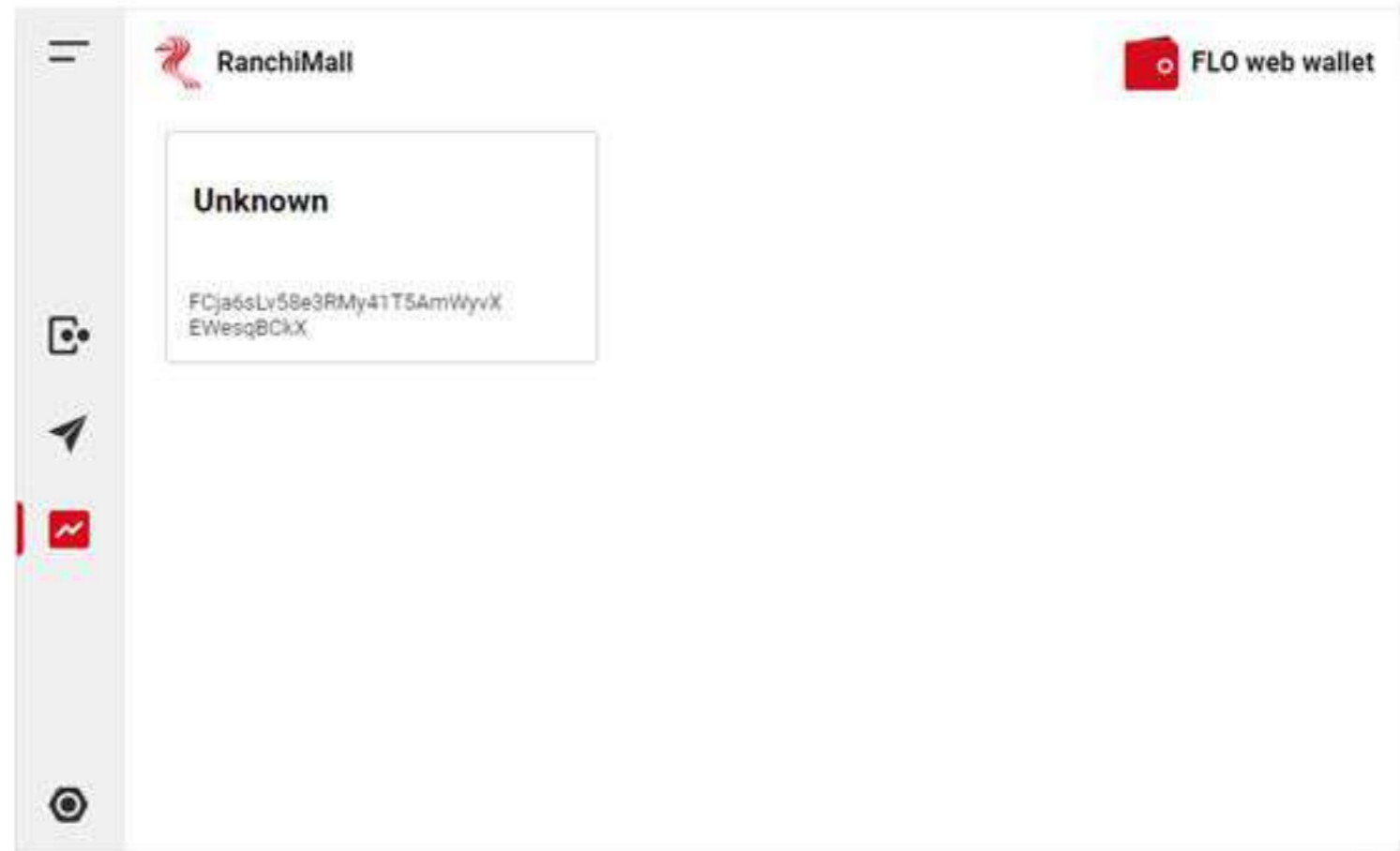
 RanchiMall  FLO web wallet

Available balance

**0** FLO(s)

To send FLO data, make sure you have enough balance.






Due to efforts of RanchiMall,  
FLO Blockchain is the first blockchain  
to have an all web and walletless  
access to the blockchain.

We are very proud of it.

---



We believe just like the browser simplified Internet access, **our walletless design will simplify blockchain access.**

---

